














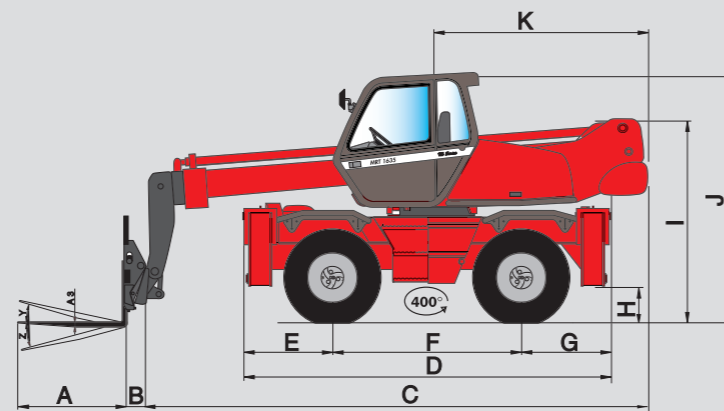


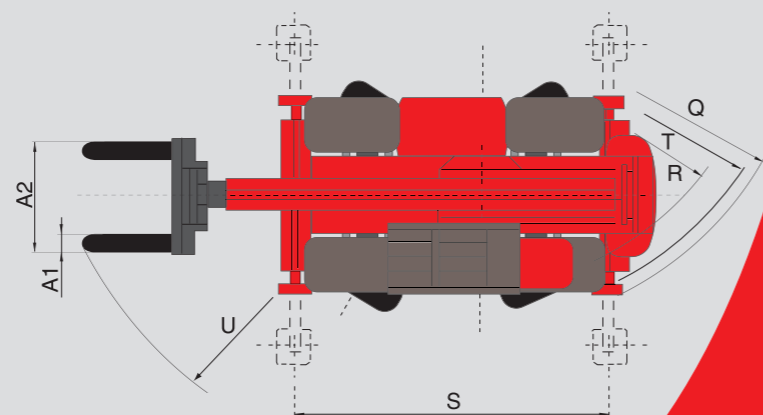
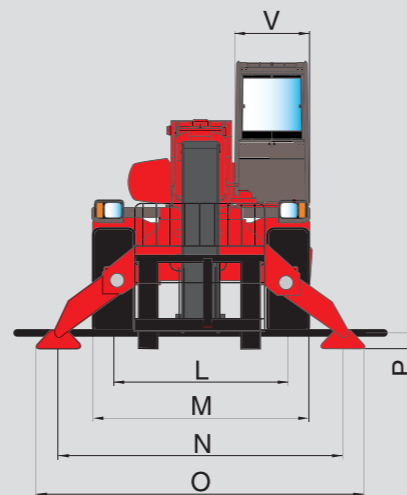
MRT 1840 *EASY*

-  **Lift capacity**4000 kg
(on stabilisers) at 500 mm from forks heels
-  **Lift height**17,90 m
-  **Tyres**
400/70 - 20 14 PR
-  **Forks (mm)**
Length1200
Width x thickness150 x 50
-  **Multidisc brakes**
Hydraulically assisted on front axle
Negative parking brake
-  **Engine PERKINS Euro 3**
Type1104D-E44 T
Capacity4 cyl. - 4400 cm³
Power (ISO/TR 14396)101 HP/74,5 kw
at 2200 rpm
Maximum torque392 Nm at 1400 rpm
Water cooling
Direct injection
-  **Transmission** hydrostatic with automatic power
regulation (variable displacement pump and motor)
with control inching
Reversing shiftelectromagnetic
Speed forward and reverse2/2
Travel speed35 km/h
-  **Rear axle**
Automatic rear axle locking system
at a rotation over 5°
-  **4 stabilisers**
simultaneous or individually controlled
-  **Rotation through 400° (Optional 360° continuous
rotation)**
Turret mounted on a double slew ring
Slewing system with negative brake
-  **Hydraulics**
2 pumps gear type270 bars/115 l/mn
-  **Control** : 2 proportional control joysticks for all hydraulic
movements
-  **Capacities**
Cooling system25 l.
Engine oil8,1 l.
Hydraulic oil150 l.
Fuel tank130 l.
-  **Weight unladen (with forks)**13300 kg
Overall **width**2,39 m
Overall **height**2,94 m
Length (forks carriage)5,51 m
Ground clearance0,32 m
Drawbar pull8600 daN
-  **Safety**
Standard load moment indicator
(mobile crane standards)



A	1200
A1	150
A2	1320
A3	150
B	290
C	5216
D	4290
E	980
F	2320
G	990
G1	1560
H	320
I	2340
J	2940
K	2520
L	1930
M	2390
N	3715
O	3975
P	210
Q	3900
R	3410
S	4000
T	3600
U	5235
V	950
Y	12°
Z	105°

mm



MANISCOPIC

MRT 1840 *EASY*



- Lift height : 17.90 m
- Max. reach : 15,10 m
- Engine : 101 cv - 74,5 kw
- 4 wheel drive - 4 wheel steer
- Hydrostatic transmission

This publication in no way constitutes an offer and the company reserves the right to alter specification without prior notice. The MANITOU models presented in this brochure can be supplied complete with optional equipment attachments.



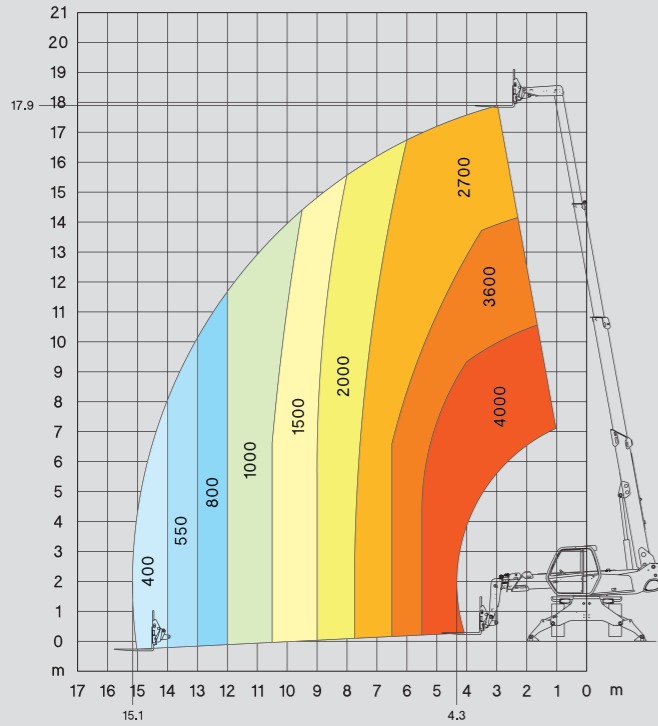
MANITOU BF SA
B.P. 249 - 44158 Ancenis Cedex - France
Tel. : 33 2 40 09 10 11 / Export Department Fax : 33 2 40 09 10 97
www.manitou.com

700xxxEN_BAUMA_0310_MRT1840EASY.qxd

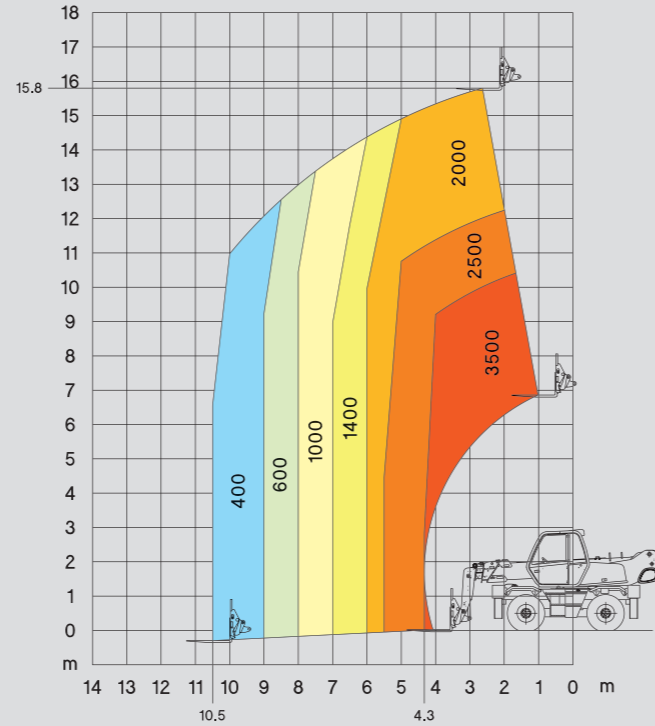
MRT 1840



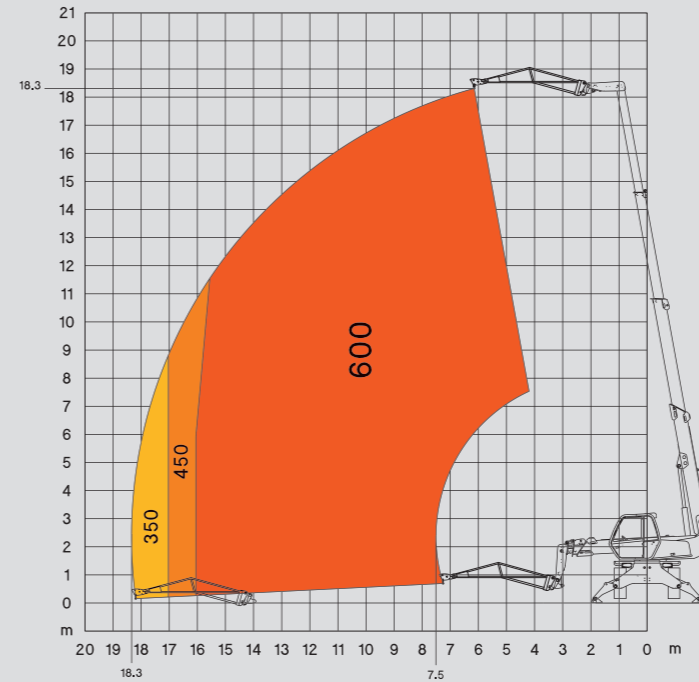
ROTATION ON STABILISERS WITH FORKS



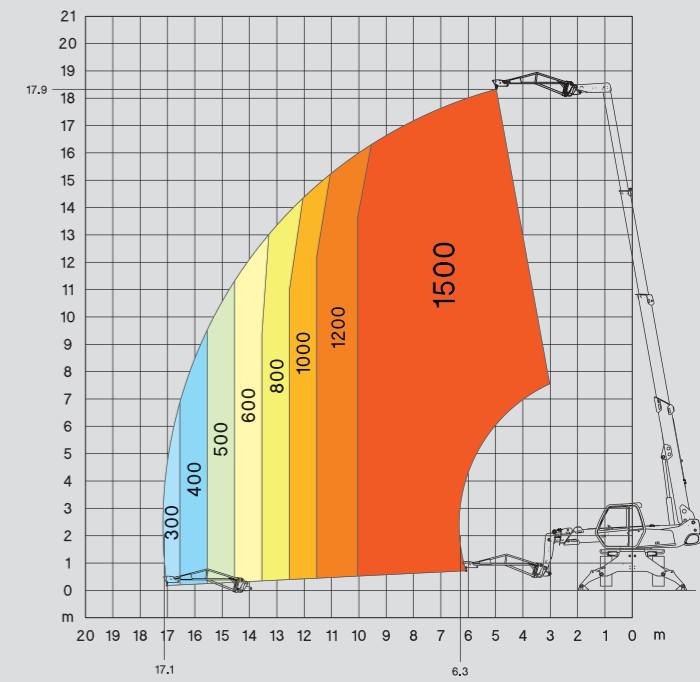
FRONTAL POSITION ON WHEELS WITH FORKS



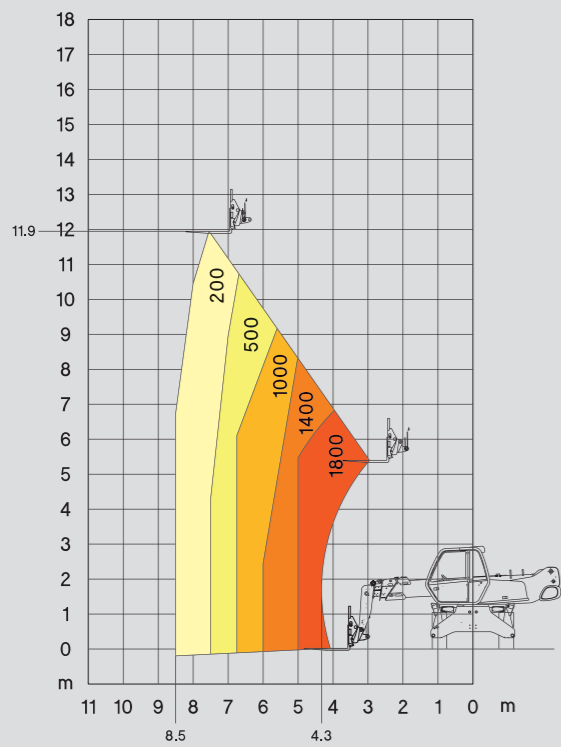
ROTATION ON STABILISERS WITH JIB P 600



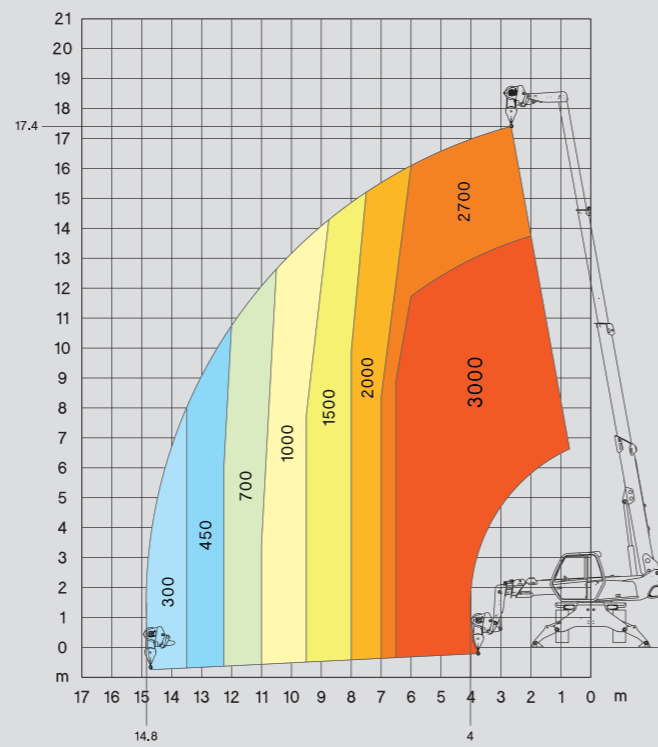
ROTATION ON STABILISERS WITH JIB P 1500



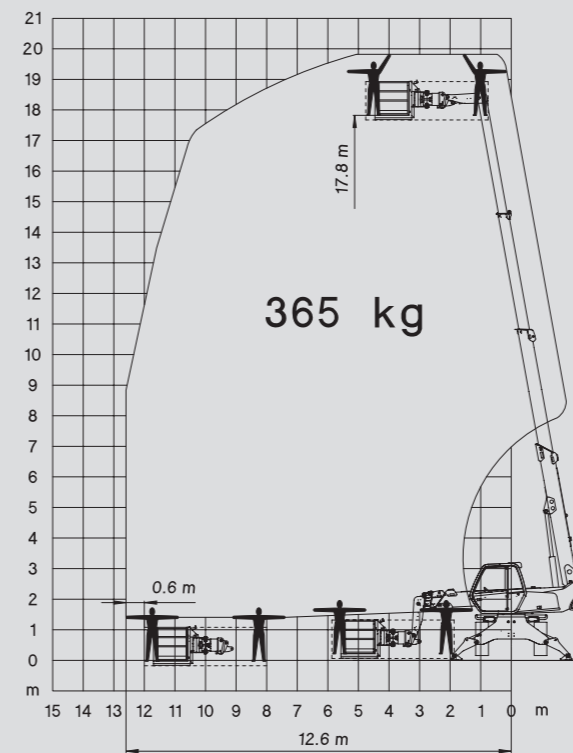
ROTATION ON WHEELS WITH FORKS



ROTATION ON STABILISERS WITH 3T WINCH



ROTATION ON STABILISERS WITH 365 KG PLATFORM ORH - 2/4 m



ROTATION ON STABILISERS WITH 1000 KG PLATFORM ORH - 2/4 m

